
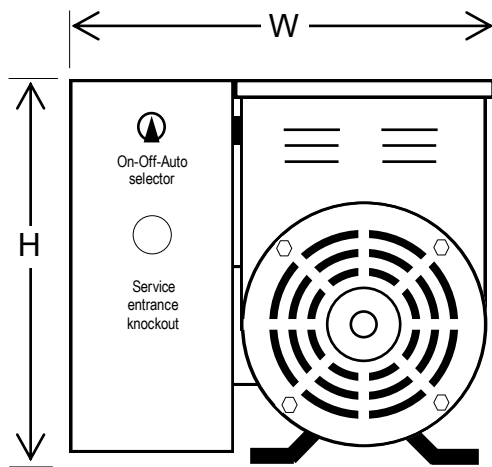


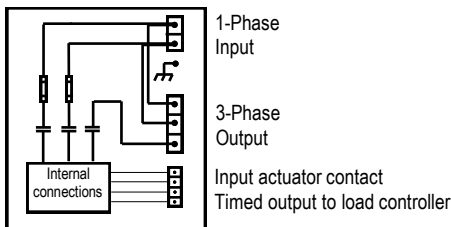
# PHASEMASTER® ROTARY PHASE CONVERTER WITH AUTOMATIC CONTROLS

## TYPE MA-A MA-AW



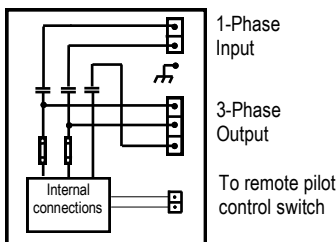
Front Access View

### Type MA-A



L1-L2 voltage is continuously present at output terminals whether converter is on or off. This configuration is designed for unattended, cyclical loads, a/c compressors etc.

### Type MA-AW



No voltage is present at output terminals unless converter is operating. Designed for remote on-off control. Prevents starting a load on 1-phase. Can accept multiple switches in parallel

Model No.	Largest HP	Max HP	Dimensions (inches)			Wt.
			L	W	H	
SD-60-A(W)	1.5	3	12	12	14	100
MA-00-A(W)	2	4	12	12	15	130
MA-0-A(W)	3	6	12	12	15	150
MA-1-A(W)	5	10	16	17	17	235
MA-1B-A(W)	7.5	15	17	20	22	327
MA-2-A(W)	10	20	19	20	22	360
MA-3-A(W)	15	30	20	22	26	490
MA-4-A(W)	20	40	22	24	24	540
MA-5-A(W)	25	50	25	24	24	600
MA-6-A(W)	30	60	27	27	27	780
MA-7-A(W)	40	80	29	27	27	840
MA-8-A(W)	50	100	30	29	32	1000
MA-9-A(W)	60	120	33	29	32	1060

### NOTES:

- See Drawings 0302-A and 0302-AW for connection details
- Actual dimensions will not exceed those shown.
- Input/output terminals are right side entry unless otherwise specified

© Kay Industries, Inc. 2009



Corporate Office  
PO Box 1323  
South Bend, IN 46624  
800-348-5257 574-289-5932 fax

Western Region Office  
Fremont, CA

510-656-8766